

NOTES:

1. MATERIAL:

- 1-1. HOUSING: RESISTANT PLASTIC, UL94V-0;
- 1-2. CONTACTS: Phosphor Bronze, Gold Plating Nickel.
- 1-3. Shield:Stainless ,Thickness t=0.2mm

, Pre-Soldering

2. FINISH:

- 2-1. Plating: 50u" Nickel Underplating,
G/F Gold Plating Over Nickel In Contact,

3. MECHANICAL PERFORMANCE:

- 3-1. INSERTION FORCE: 2.0kgf MAX.
- 3-2. REMOVAL FORCE: 2.0kgf MAX.
- 3-3. DURABILITY: 750 CYCLES.

4. ELECTRICAL PERFORMANCE:

- 4-1. VOLTAGE RATING:150 V DC/AC (RMS. max);
- 4-2. CURRENT RATING:1.5 AMPS. ;
- 4-3. LLCR: 20 milliohms MAX.
- 4-4. INSULATION RESISTANCE: 500 Megohms MIN.
- 4-5. DIELECTRIC WITHSTAND VOLTAGE:
Contact to Contact: 1,000 VDC or AC Peak for 1 minute
Contact to Shield : 1,500 VAC for 1 minute

5. ENVIRONMENTAL PERFORMANCE:

- 5-1. OPERATING TEMPERATURE: -40° C TO +85° C;
- 5-2. Storage Temperature: -40° C TO +85° C;

6. RECOMMENDED WAVE SOLDER DATA SEE TABLE 2;

7. PACKAGING:TRAY

Part No. : **PJ-L4-FS00-KA149-1**

F:8Point 8Contact

Plastic Material

S:PBT

Plastic Color

00: BLACK

Platint Gold
1:G/F

A149:90° 圆针, 无弹片, 左右燈

K:全包, 无LOGO

LED SCHEMATIC

LEFT LED			RIGHT LED		
颜色	脚位	波长 (nm)	颜色	脚位	波长 (nm)
Green/ Yellow		Green:563-575 Yellow:585-595	Green /Yellow		Green:563-575 Yellow:585-595

CUSTOMER DRAWING	THIS DRAWING CONTAINS INFORMATON THAT IS PROPRIETARY TO HUNTER ELECTRONIC AND SHOULD NOT BE USED WITHOUT WRITTEN PERMISSION				
	TOLERANCE	SIGNATURES		DATE	
	.ANGLE ±1° .X ±0.38 .XX ±0.20 .XXX ±0.10	DESIGN	Vito	2025.07.12	
		CHECKED			
		APPROVAL			
SHEET	SCALE	UNIT	REV.	TITLE	RJ45 W/ LED 1X4 PORTS FULL PACKED
2 OF 3	1:1	MM	B	PART NO.	PJ-L4-FS00-KA149-1

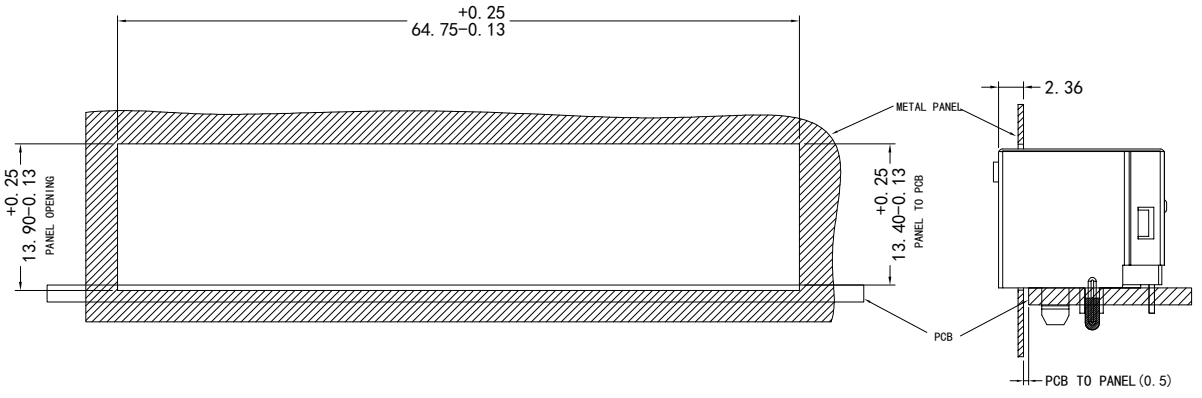


TABLE 2-PROFILE OF WAVE SOLDER:

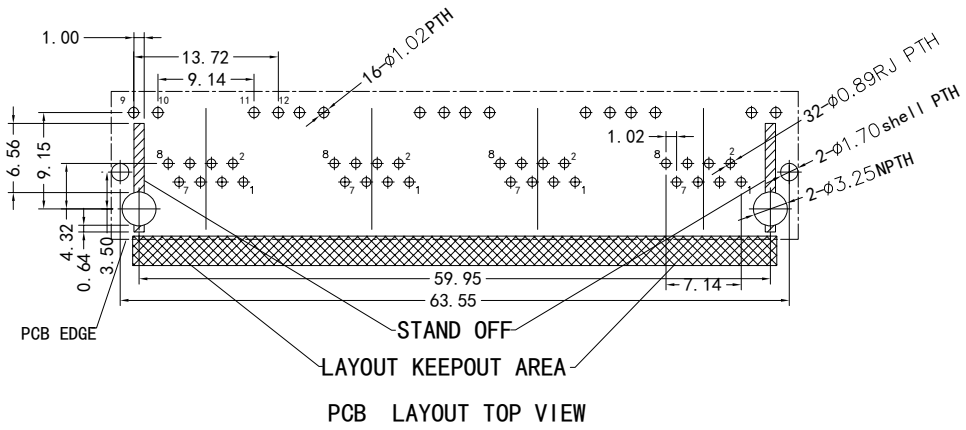
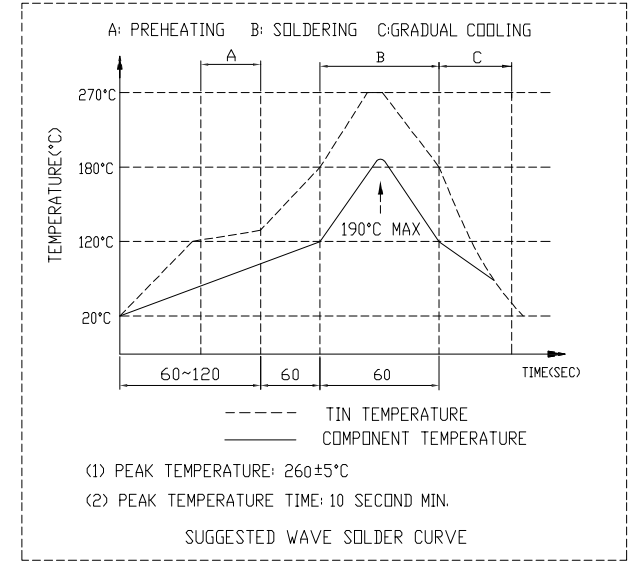


Table 1

Layout	Trace	component	Grounding	Test Point	Via Hole	PTH	NPTH
Layer							
Component side	X	X	0	X	X	X	0
Inner layer	0	NA	0	NA	0	X	0
Bottom side	0	0	0	0	0	X	0

X—Forbid; 0—OK; NA—Not Applicable.

CUSTOMER DRAWING	THIS DRAWING CONTAINS INFORMATION THAT IS PROPRIETARY TO HUNTER ELECTRONIC AND SHOULD NOT BE USED WITHOUT WRITTEN PERMISSION					
	TOLERANCE	SIGNATURES		DATE		
	.ANGLE ±1° .X ±0.38 .XX ±0.20 .XXX ±0.10	DESIGN	Vito	2025.07.12		
		CHECKED				
		APPROVAL				
SHEET	SCALE	UNIT	REV.	TITLE	RJ45 W/ LED 1X4 PORTS FULL PACKED	
3 OF 3	1:1	MM	B	PART NO.	PJ-L4-FS00-KA149-1	